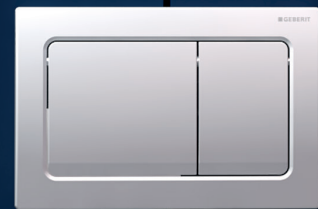


GEBERIT ALPHA
PRODUCT RANGE

DESIGN INCLUDED

DESIGN
MEETS
FUNCTION





CREATE YOUR OWN BATHROOM

The Geberit Alpha actuator plates come in different models and colours and allow many variations for your bathroom. Whether you choose a clean and functional layout, a colourful and extravagant style or soft colours for a warm and comfortable space – Geberit Alpha concealed cisterns and actuator plates adapt to all situations.

RELIABILITY AND DESIGN

- Concealed cisterns and wall-hung WC ceramics save space
- The wall-hung WC ceramic makes cleaning easy and adds to a modern look of your bathroom
- The Geberit Alpha cisterns can be installed in narrow walls

STRIKING SIMPLICITY – PURE DESIGN



PREMIUM QUALITY

The sustainably produced and long-lasting products are highly durable and leak-proof. Geberit's cisterns and actuators stand for premium quality.



WATER SAVING BY DUAL FLUSH TECHNOLOGY

The reliable components inside the cistern allow you to adjust the flush volume for two amounts of water. The big flush can be easily adjusted from 6 to 4.5 litres, the small flush volume is 3 litres.



EASY TO CLEAN

A wall-hung toilet ensures easy and efficient cleaning and makes your bathroom more hygienic.




ALPHA01**ALPHA10****ALPHA15****ALPHA30****ALPHA50**


↑
WHITE ALPINE



↑
WHITE ALPINE



↑
WHITE ALPINE



↑
WHITE ALPINE



↑
WHITE ALPINE



↑
BRIGHT
CHROME-PLATED



↑
BRIGHT
CHROME-PLATED



↑
BRIGHT
CHROME-PLATED



↑
BRIGHT
CHROME-PLATED



↑
JET BLACK RAL900



↑
MATT
CHROME-PLATED



↑
MATT
CHROME-PLATED



↑
MATT
CHROME-PLATED



↑
MATT
CHROME-PLATED

**FULLY EQUIPPED**

The Geberit Alpha cisterns are equipped with a high-end flush valve and a top silent fill valve, exceeding Sound Class 1 requirements. No need to buy extras. Brackets for the inwall installation are also included.

**CONSTRUCTION WITHSTANDS WEIGHTS OF 400 KG**

There is no risk of the wall-hung toilet coming away from the wall as the construction is tested to bear a weight of 400 kg.

**SPARE PARTS AVAILABILITY**

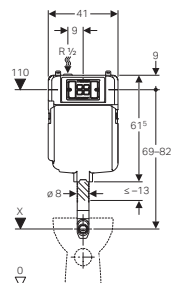
The availability of functional spare parts is guaranteed for 25 years, providing long-term operational safety.

MOUNTING OPTIONS

GEBERIT ALPHA CISTERNS 8 CM

GEBERIT ALPHA

concealed cistern for solid construction:
 → fastening material included
 → net for plastering included



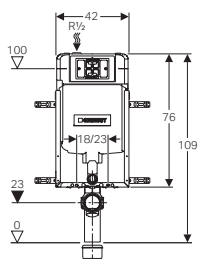
GEBERIT ALPHA CONCEALED CISTERN

Height: flexible
 Width: 41 cm

Art.no. 109.175.00.1

GEBERIT ALPHA KOMBIFIX

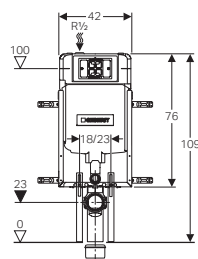
for solid construction:
 → fastening material included
 → net for plastering included



GEBERIT ALPHA KOMBIFIX

Height: 109 cm
 Width: 42 cm

Art.no. 110.175.00.1



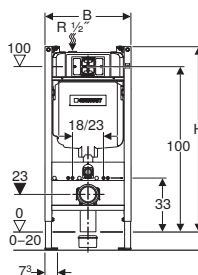
GEBERIT ALPHA KOMBIFIX

Height: 109 cm
 Width: 42 cm

Art.no. 110.174.00.1
 (with leg supports)

GEBERIT ALPHA DUOFIX

for drywall construction
 → fastening material included



GEBERIT ALPHA DUOFIX

Height: 114 cm
 Width: 50 cm

Art.no. 458.176.00.1

GEBERIT ALPHA ACTUATOR PLATES



ALPHA01

Material: plastic
 Size: 213 x 142 mm

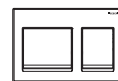
Art.no. 115.035.11.1
 white alpine
 Art.no. 115.035.21.1
 bright chrome-plated
 Art.no. 115.035.46.1
 matt chrome-plated



ALPHA10

Material: plastic
 Size: 213 x 142 mm

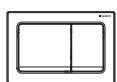
Art.no. 115.040.11.1
 white alpine
 Art.no. 115.040.21.1
 bright chrome-plated
 Art.no. 115.040.46.1
 matt chrome-plated



ALPHA15

Material: plastic
 Size: 213 x 142 mm

Art.no. 115.045.11.1
 white alpine
 Art.no. 115.045.21.1
 bright chrome-plated
 Art.no. 115.045.46.1
 matt chrome-plated



ALPHA30

Material: plastic
 Size: 213 x 142 mm

Art.no. 115.055.11.1
 white alpine
 Art.no. 115.055.21.1
 bright chrome-plated
 Art.no. 115.055.46.1
 matt chrome-plated

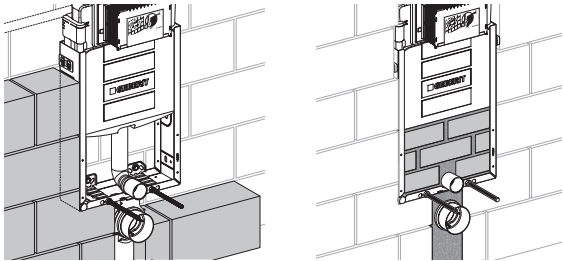


ALPHA50

Material: plastic
 Size: 213 x 142 mm

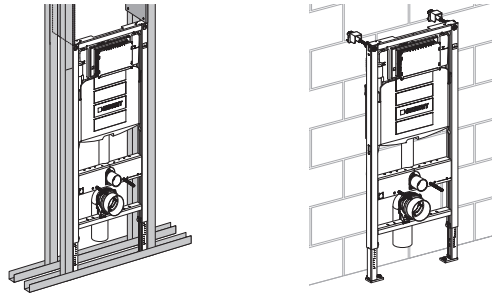
Art.no. 115.060.11.1
 white alpine
 Art.no. 115.060.DW.1
 jet black RAL9005

GEBERIT KOMBIFIX: SOLID WALL INSTALLATION



Geberit Kombifix installation elements are exclusively suitable for solid construction. They must be fastened in front of or inside a solid wall and then subsequently brick lined.

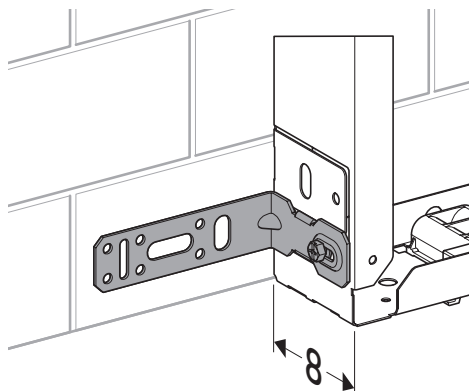
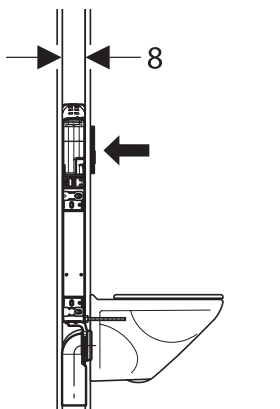
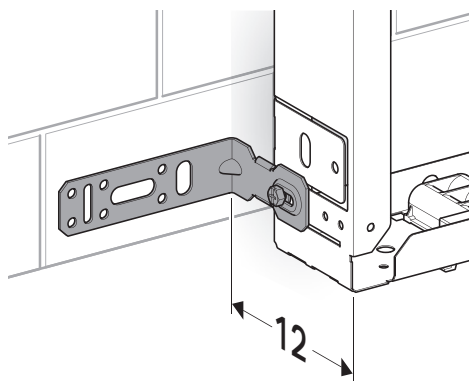
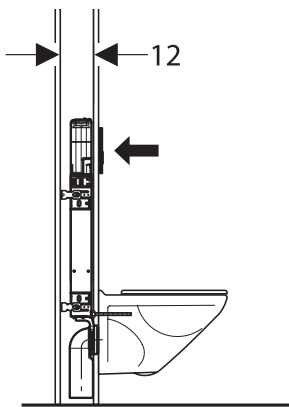
GEBERIT DUOFIX: DRYWALL INSTALLATION



Geberit Duofix installation elements are suitable for all drywall construction situations with a drywall system. It is possible to create complete room-height prewalls or partition walls.

UNIVERSALLY APPLICABLE

The Geberit Alpha cisterns cover all the needs on a building site. Be it a 8 or a 12 cm wall: thanks to the included brackets everything is possible. Depending on the position of the brackets, the cistern can be installed in any wall.



Geberit International Sales AG
CH-8640 Rapperswil
Switzerland

sales@geberit.com

www.international.geberit.com